

How Personal Perceptions Of COVID-19 Have Changed Over Time

Tianyi Sun

Supervised by Prof. Maria Gini



UNIVERSITY OF MINNESOTA

Driven to Discover®

Abstract

Used emotional responses and comments to COVID-19 pandemic to analyze people's perceptions towards COVID-19. Based on the trend of perceptions, we predicted the trend for the next month.



Contribution

- estimated the trend in sentiment changes towards COVID-19; extracted five main topics from the dataset; predicted the trend of the sentiments and topics for the next 31 days;
- estimated the health condition of the active authors in Reddit; and
- gave suggestions for helping people in the pandemic.



Outline

- Abstract
- Contribution
- Why Perception
- How to get Perception
- Details
 - Dataset
 - Text Preprocessing
 - Sentiment Analysis
 - Topics Extraction
 - Sequential Prediction
- Results & Conclusion
- Open Questions



Why Perceptions?

- Variation of existing factors and emergence of new factors including natural factors and anthropogenic factor (e.g., humidity and policy enactment), would influence on the accuracy of prediction of spread trend.
- Perception → Behavior → Humanity factors → Rate of spread



How to get Perceptions?

- Sentiment Analysis
- Topic Extraction
- Sequential Prediction



Dataset

- The first ground truth dataset of emotional responses toward COVID-19 (Kleinberg et al., 2020)
 - A survey did in England, in April
 - 5000 texts (2500 short; 2500 long)
 - Labeled with 8 sentiments (all -)
 - + 5 sentiments (+, neutral) → avoid misclassification
 - **Only** used for training sentiment classification model
- A time series dataset of Reddit comments toward COVID-19 (Wang et al., 2020)
 - 409,476 texts
 - from January 1st to April 17th, 2020
 - Used for classifying sentiments, extracting topic, and prediction



Text Preprocessing

Note: the order is important

- Remove URLs
- Remove mentions, e.g. '@name'
- Convert to lower case
- Convert emoji to text
- Correct misspellings
- Expand contractions
- Remove punctuations



Sentiment analysis

- Task type: Multi-class classification.
- Methods:
 - Supervised learning + Recurrent neural networks
 - Naive Bayes
 - Linear SVM
 - Logistic Regression
 - Linear SVC
 - LSTM
 - Transformers
 - BERT (Google)
 - RoBERTa (Facebook)
 - XLNet (Google)
 - DistilBERT (Hugging Face)
- Evaluation Method: Accuracy Score

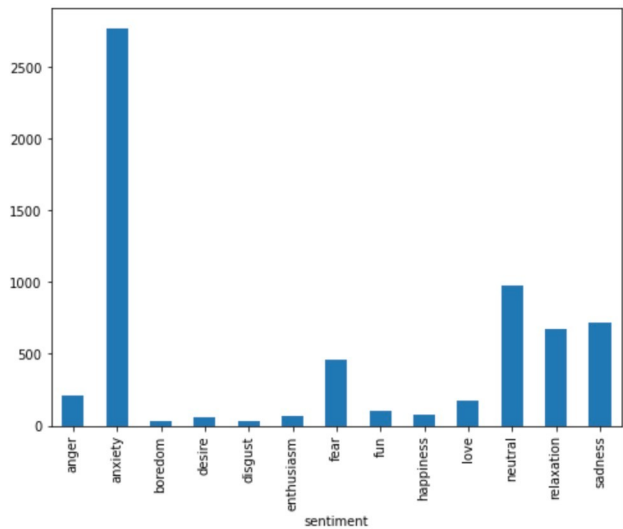


Before modeling:

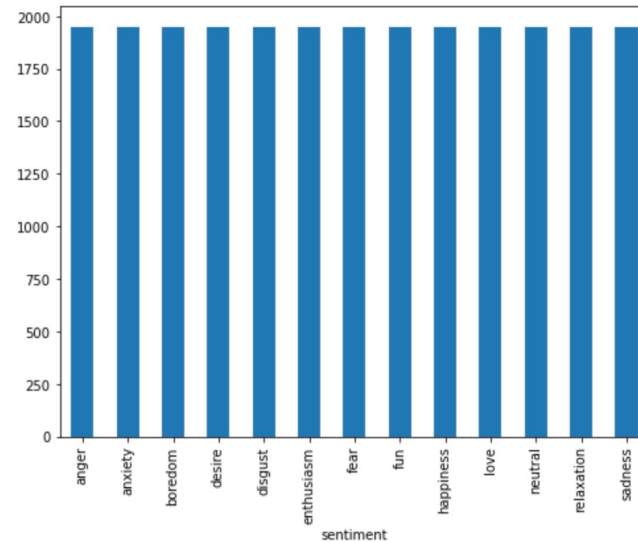
- 1. The collection of preprocessed texts
- → a matrix of token counts with fixed size
- → a matrix of normalized TF-IDF terms.

- 2. Balancing the imbalanced data by oversampling.

• Before balancing



After balancing



Sentiment classification Modeling Evaluation Result

Train test split: 3:1

Model Name:	Accuracy Score:
Naive Bayes	0.8440
Linear SVM	0.7989
Logistic Reg	0.9528
Linear SVC	0.9218
Random Forest	0.7337
LSTM	0.9534
BERT	0.8538
RoBERTa	0.7410
XLNet	0.6547
DistilBET	0.8987

Table 1: Model evaluation for sentiment classification



Topics Extraction

- **Task type:** Unsupervised learning.
- **Methods:** Latent Semantic Indexing (LSI), Random Projections (RP), Latent Dirichlet Allocation (LDA)(**optimal**)
 - LDA is a probabilistic extension of LSI. The advantages of LDA is that it can allocate topics of any texts.



Topic Extraction Result

1: 0.008*"press_confer" + 0.007*"walk" + 0.007*"regardless" + 0.007*"recov" + 0.006*"reddit_vote_thread" + 0.006*"figur" + 0.006*"drink" + 0.006*"medicin" + 0.005*"booster" + 0.005*"port_entri" + 0.005*"account" + 0.005*"petri_dish" + 0.005*"swap" + 0.004*"week" + 0.004*"join" + 0.004*"strain" + 0.004*"overeact" + 0.004*"late" + 0.004*"pathogen" + 0.004*"advoc"

2: 0.009*"parma" + 0.008*"prensa" + 0.008*"cali" + 0.005*"pero_ahora" + 0.005*"exchang" + 0.005*"zijn" + 0.004*"farm_wild_anim" + 0.004*"blanket_term" + 0.004*"valu" + 0.004*"morgu" + 0.004*"korea_center_diseas" + 0.003*"camera" + 0.003*"constitut" + 0.003*"schedul" + 0.003*"autonom" + 0.003*"shouldn" + 0.003*"scar" + 0.003*"pharma" + 0.003*"plagu_plagu" + 0.002*"chines_govern"

3: 0.008*"sequenc_genom" + 0.006*"inflam" + 0.005*"discoveri" + 0.005*"malaysia_director_general" + 0.004*"34" + 0.004*"cover" + 0.004*"undermin" + 0.004*"world" + 0.004*"compar" + 0.004*"epidemiolog" + 0.004*"fever_cough_troubl_breath" + 0.004*"februari" + 0.004*"é1" + 0.004*"18" + 0.003*"individu" + 0.003*"south_korean" + 0.003*"share" + 0.003*"reason" + 0.003*"sever_acut_respiratori_syndrom" + 0.003*"countri"

4: 0.009*"necessarili" + 0.008*"slight_shadi" + 0.008*"spread" + 0.007*"posit" + 0.007*"nasti" + 0.007*"american" + 0.007*"board" + 0.006*"kitti" + 0.005*"provid" + 0.005*"develop" + 0.005*"countri" + 0.005*"adopt" + 0.005*"genet" + 0.005*"problem" + 0.004*"definit" + 0.004*"ho_nest" + 0.004*"mayb" + 0.004*"762" + 0.004*"figur" + 0.004*"panic"

5: 0.036*"live" + 0.028*"blood_panel" + 0.022*"high_temperatur" + 0.021*"guidanc_forthcom" + 0.020*"govern" + 0.020*"confirm" + 0.020*"overlap" + 0.019*"world_health_organ" + 0.018*"degre" + 0.018*"crucial" + 0.018*"recoveri" + 0.017*"leav" + 0.016*"merit" + 0.016*"quick_googl_s_earch" + 0.015*"concern" + 0.015*"thread" + 0.014*"depart_homeland_secur" + 0.012*"larg" + 0.012*"googl" + 0.011*"scientif"



Topic Number	Topic Name	Terms
1	Recovering Strategies	walk, recov, figur, drink, medicin, booster, petri dish, overeact,pathogen
2	Source of Disease	farm wild anim, prensa, morgu, camera, autonom, scar, pharma, plagu
3	Infected Symptoms	sequenc genom,inflam, discoveri, undermin, epidemiolog, fever cough troubl breath, reason, sever acut repiratori
4	Route Of Spread	spread, posit, nasti, board, countri, genet, figur, panic
5	Future Precaution	live, blood panel, high temperatur, guidanc forthcom, govern, confirm, world health organ, recoveri, leav, depart homeland secur



Sequential Prediction

- **Task:** Time Series Prediction
- **Methods:**
 - Time series — ARIMA + Grid search optimal hyper parameters
 - Seq2seq — Encoder-Decoder LSTM
- **Evaluation:** RMSE



Before Prediction:

Convert dataset into the formate used for prediction.

A **text** dataset with a column of **sentiment** labels and a column of **topic** labels →

A **numerical** dataset for **sentiments** prediction:

Columns are the 13 sentiments, **rows** are dates, and **values** are total num of texts per day.

A **numerical** dataset for **topics** prediction:

Columns are the 5 topics, **rows** are dates, and **values** are total num of texts per day.



Sequential Prediction Modeling Evaluation Results

- LSTM with look back value (LSTMLB), LSTM with Window Method (LSTMWM), LSTM with Time Steps (LSTMTS), and LSTM with Memory Between Batches(LSTMM).
- Optimizer: adam.

Model Name	RMSE Sentiment Prediction	RMSE Topic Prediction
LSTMLB	0.6456	0.1257
LSTMWM	0.5671	0.1710
LSTMTS	0.6762	0.1596
LSTMM	0.2777	0.2427
ARIMA	0.2707	0.0857

Table 2: Model's evaluation results for topics trend prediction and sentiments trend prediction.



Optimal Hyper parameter of ARIMA model by Grid Search minimum RMSE for prediction of each sentiment trend and each topic trend

Topic	Hyperparameters	RMSE
anxiety	ARIMA(1, 0, 0)	89.839
relaxation	ARIMA(0, 2, 2)	52.292
sadness	ARIMA(0, 2, 2)	54.768
neutral	ARIMA(0, 1, 1)	51.042
fear	ARIMA(0, 1, 1)	56.136
anger	ARIMA(6, 0, 0)	21.300
love	ARIMA(0, 1, 2)	5.983
fun	ARIMA(4, 1, 0)	6.253
desire	ARIMA(2, 0, 0)	3.456
enthusiasm	ARIMA(0, 1, 1)	5.435
happiness	ARIMA(2, 0, 0)	3.232
disgust	ARIMA(2, 0, 0)	1.4816
boredom	ARIMA(0, 1, 1)	0.699

Table 4: Optimal Hyperparameter of ARIMA model for prediction of each sentiment evaluated by RMSE

Topic	Hyperparameters	RMSE
Topic1	ARIMA(6, 1, 0)	97.049
Topic2	ARIMA(1, 0, 1)	63.308
Topic3	ARIMA(8, 1, 1)	83.525
Topic4	ARIMA(8, 1, 0)	93.691
Topic5	ARIMA(10, 0, 0)	90.984

Table 6: Optimal Hyperparameter of ARIMA model for prediction of each topic evaluated by RMSE



Prediction of sentiments

Results:

- COVID-19 caused **attention on Jan 19th**.
- Num of sentiments **kept increasing until Mar 1st**, after that each of the 13 sentiments became stable.
- The **descending order** of the averaged number of sentiments throughout the entire timeline: **anxiety, relaxation, sadness, neutral, fear, anger, love, desire, fun, enthusiasm, happiness, disgust, and boredom.**

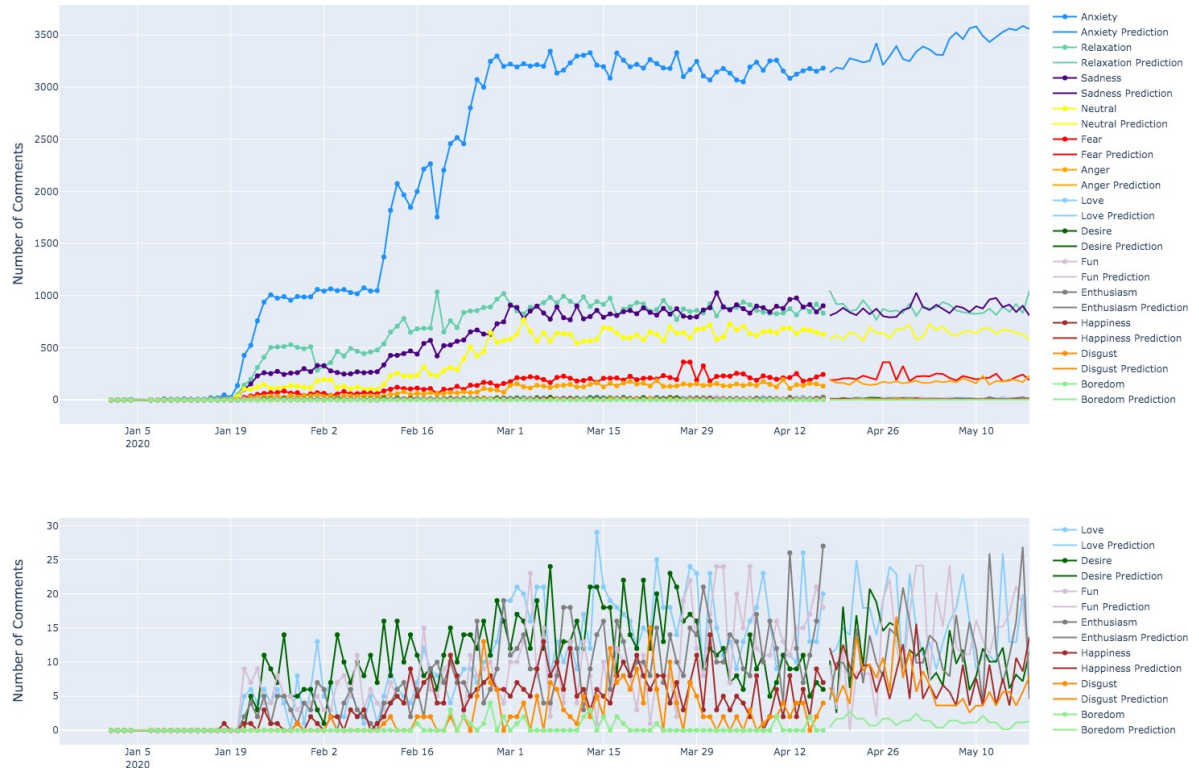


Figure 1: Sentiments multi-class classification using LSTM and predictions using ARIMA. Training and predicted data are distinguished by lines with/without daily markers

Prediction of topics

Results:

- The 5 topics in **descending order: Infected Symptoms, Future Precaution, Source of Disease, Route of Spreads, and Recovering Strategies.**
- The **two remarkable growth** of all the five topics were started on January 19th and February 11th, respectively.
- After March 1st, each of the five topics became stable. The prediction shows that **Future Precaution** has a growing trend, and other topics are fluctuating around their previous values.

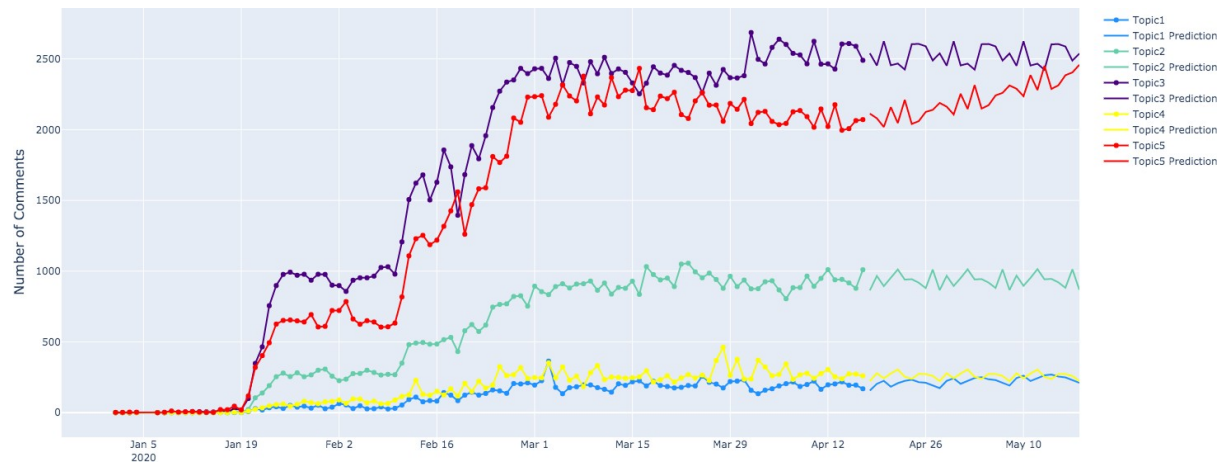


Figure 2: Topics extracted using LDA and prediction using ARIMA. Training and prediction data are distinguished by lines with/without daily markers



Conclusion

The increasing number of anxiety comments → People were paying attention to COVID-19, which is good sign.

But the continuously increasing trend of anxiety comments is not a good sign. → Governments and WHO should build up confidence for people.

The attention on Infected Symptoms and Future Precaution, and the increasing trend on Future Precaution → Detecting and preventing COVID-19 are topics.

The low number of comments about Recovering Strategies → Most users were not infected with COVID-19.



Future Work

- Keep the 'author' feature in the loop to study how an individual's sentiment and topic changed over time in order to find the correlation of topics and sentiments based on time.



Open Questions

1. Reliable COVID-19 text data are still limited. Texts related to COVID-19 on social media are not convincing, since exaggerated sentiments are hard to classify.

Potential Solution: GPT-3

2. Improving Natural Language Understanding. E.g., convert LDA to semi-supervised learning model.

3. We cannot explore people's thoughts. Facial expressions, physical and mental activities might be good indicators of thoughts.





UNIVERSITY OF MINNESOTA

Driven to Discover[®]

Crookston Duluth Morris Rochester Twin Cities

The University of Minnesota is an equal opportunity educator and employer.